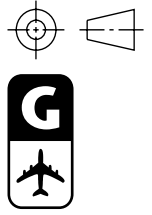
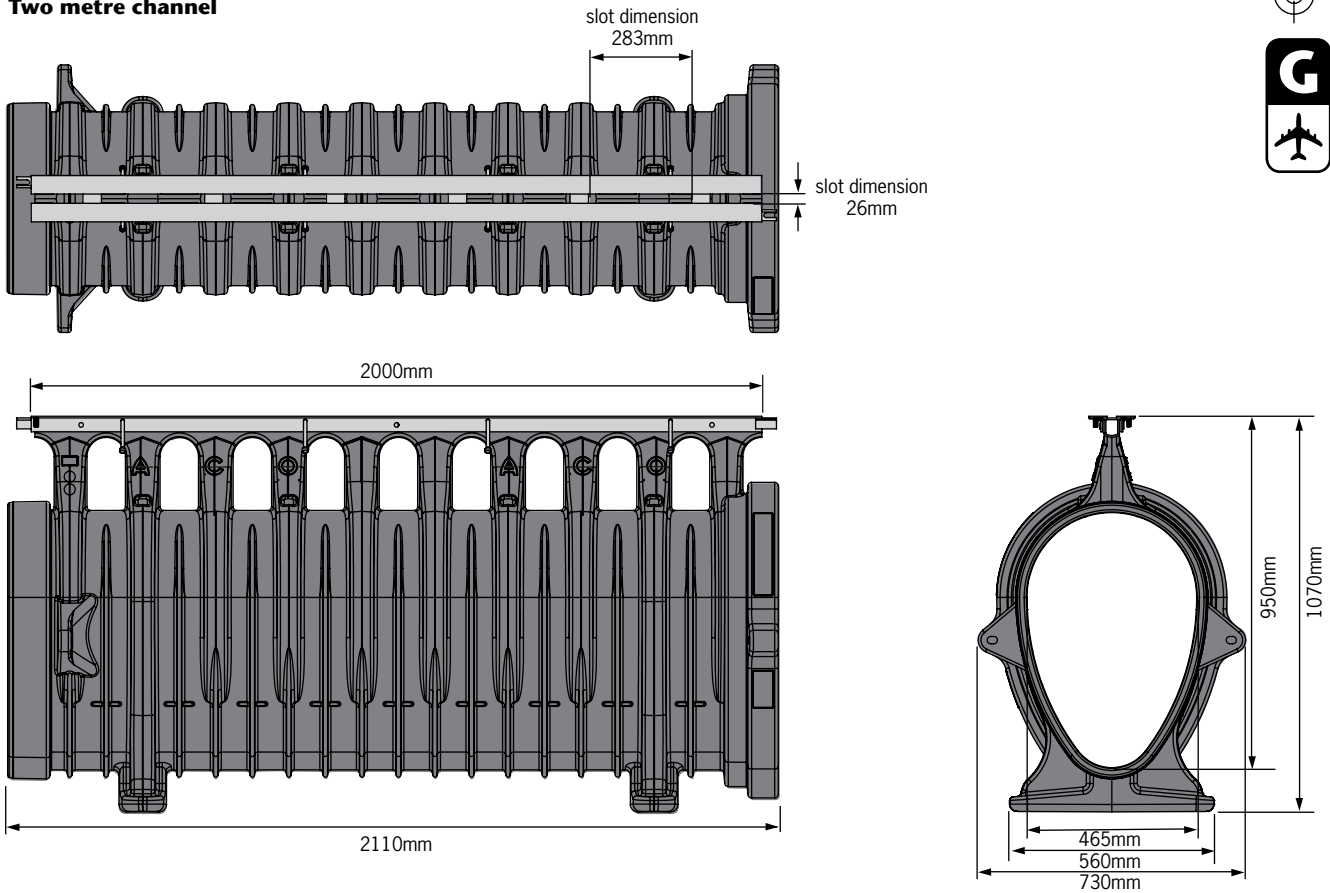


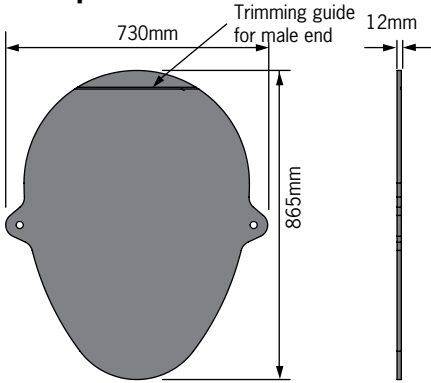
Qmax - 465 channel with Q-Flow galvanised steel slot



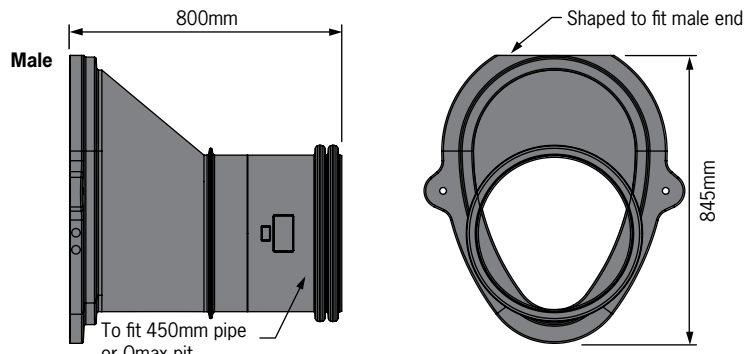
Two metre channel



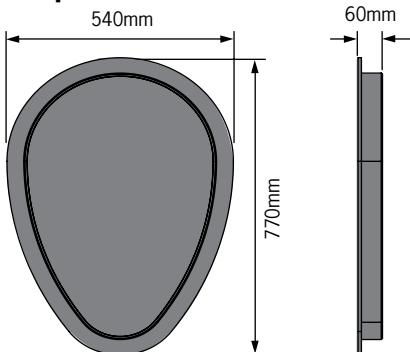
End cap



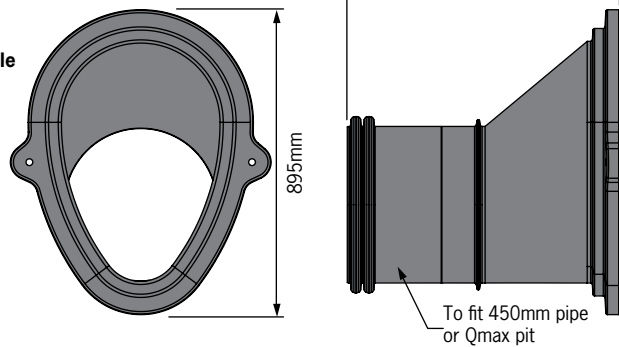
Outlet pit connectors



End cap for channel cuts



Female



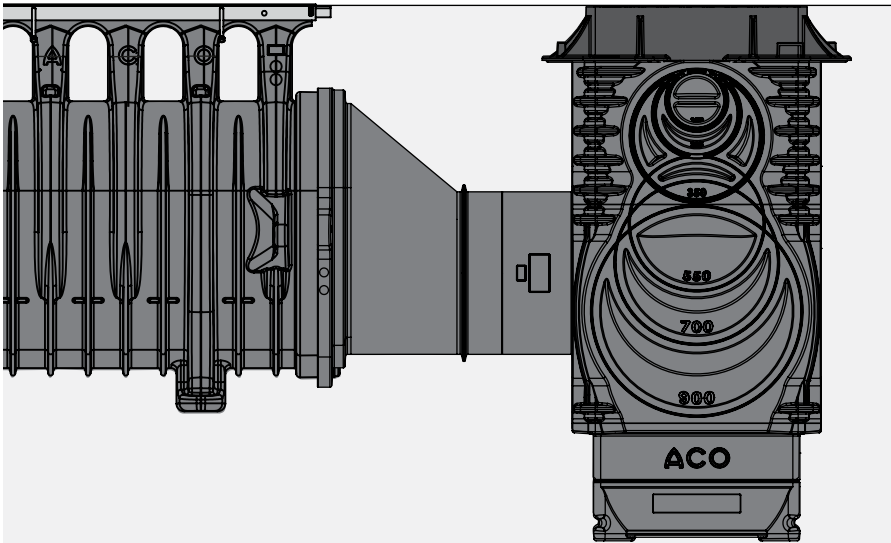
ACO Specification Information



ACO Specification Information

Description	Part No	Invert mm	Wgt kg
Qmax 465 channel with Q-Flow galvanised steel slot - 2m	32832	950	41.9
Accessories			
Qmax 465 end cap (Fits male or female end of uncut channels) - 0.012m	32835	-	4.9
Qmax 465 end cap (Easy push fit cap for cut channel ends) - 0.06m	32887	-	3.1
Qmax 465 to Qmax 600 Step connector - 0.045m	32883	-	3.7
Qmax 465 pit connector assembly (pair) - 0.8m	32836	-	15.8

Typical Qmax 465 connection to pit

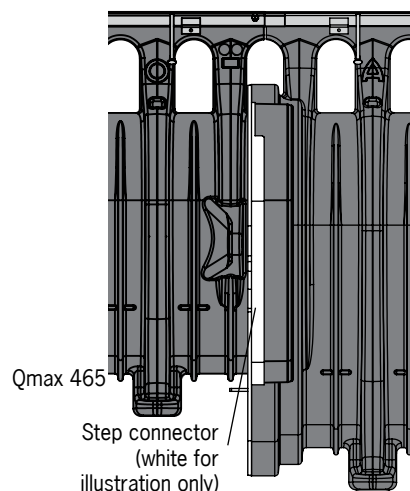
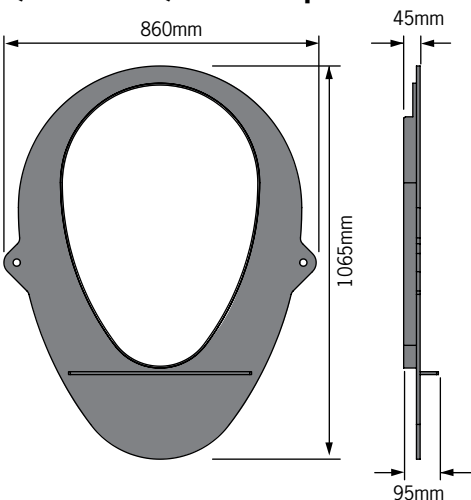


Qmax 465 channel

Outlet pit connector (female)

Qmax Universal Pit -see appropriate Spec Info

Qmax 465 to Qmax 600 Step connector



Specifications

General

The surface drainage system shall be ACO Qmax 465 with galvanised steel Q-Flow top as manufactured by ACO Pty Ltd. or equal approved.

Materials

The trench system bodies shall be manufactured from medium density polyethylene with:

Compressive strength: 58,250 kN/m²
 Flexural strength: 15,350 kN/m²
 Water absorption 0.31%

The nominal clear opening shall be 465mm with unit overall width of 730mm. Units shall be manufactured with a neutral invert of 950mm. Each unit will feature a full radius in the channel bottom and a male to female interconnecting end profile, a rubber seal shall be fitted to the bell end of the channel unit. Units shall have molded anchoring features on the outside wall to ensure maximum mechanical bond to the surrounding bedding material and pavement surface.

Grate Unit

Grates shall be factory fitted to MDPE bodies to provide a monolithic unit. Water intake area per 2 metre unit will be 60,320mm².

Pit

See appropriate spec info for pit information.

Installation

The trench drain system shall be installed in accordance with the manufacturer's installation instructions and recommendations.

ACO Pty Ltd
Australia
 Ph: 1300 765 226
 www.acoaus.com.au
 sales@acoaus.com.au



© July 2017 ACO Pty Ltd. All reasonable care has been taken in compiling the information in this document. All recommendations and suggestions on the use of ACO products are made without guarantee since the conditions of use are beyond the control of the company. It is the customer's responsibility to ensure that each product is fit for its intended purpose and that the actual conditions are suitable. ACO Pty Ltd. pursues a policy of continuous product development and reserves the right to amend specifications without notice.