








This grate is part of ACO's Heelsafe® Anti-Slip range. For more information visit [www.heelsafe.com.au](http://www.heelsafe.com.au)

**Product Features**

-  Certified to AS 3996 Load Class D (240kN) (NATA endorsed load test reports available)
-  AS 3996 (Clause 3.3.6) compliant for surface openings in pedestrian areas  
ASME A112.6.3 (Section 7.12) compliant - American high heel standard
-  AS 4586: P3 – Slip resistance classification for Wet Pendulum Test  
AS 4586: R10/R9<sup>1</sup> - Slip resistance classification for Oil-Wet Inclining Platform Test
-  AS 1428.1 (Clause 4.4c) compliant for wheelchair and walking cane safety
-  AS 3996 (Clause 3.3.7) compliant for bicycle tyre penetration resistance
  - Recesses in the edge rail fit around 'anti-shunt' lugs on the grate to prevent longitudinal movement
  - **DrainLok** barless and boltless locking system
  - Suitable for use with K200, KS200, H200K, H200KS channels
  - Manufactured from ductile iron to AS 1831 Grade 500-7

<sup>1</sup> Test direction (perpendicular/parallel) relative to the grate's length (NATA endorsed test reports available)



**Specifications**

The grate shall be ACO Type 676D Iron Intercept Heelsafe® Anti-Slip grate with DrainLok barless and boltless locking system as manufactured by ACO. This grate has an overall width of 238mm and overall length of 500mm. Slot widths measure at a maximum of 6mm.

**Materials & Design**

The grate shall be manufactured from ductile iron and have **minimum** properties and characteristics as follows:

- Recesses in the edge rail fit around 'anti-shunt' lugs on the grate to prevent longitudinal movement
- Manufactured from ductile iron to AS 1831 Grade 500-7
- Certified to AS 3996 Load Class D (240kN)<sup>2</sup>
- AS 4586: P3 – Slip resistance classification for Wet Pendulum Test<sup>2</sup>
- AS 4586: R10/R9<sup>1</sup> – Slip resistance classification for Oil-Wet Inclining Platform Test<sup>2</sup>
- Meets AS 1428.1 (Clause 4.4c); AS 3996 (Clause 3.3.6 & 3.3.7); ASME A112.6.3 (Section 7.12)
- Intake area of 25,300mm<sup>2</sup> per half metre of grate

<sup>1</sup> Test direction (perpendicular/parallel) relative to the grate's length

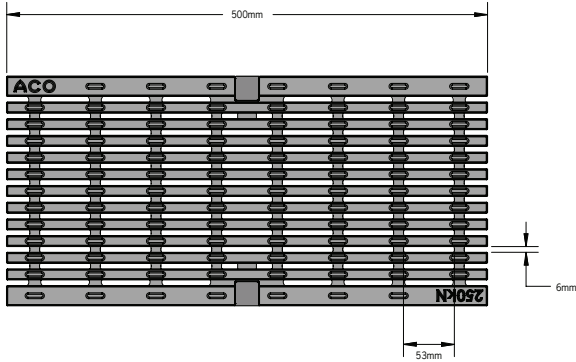
<sup>2</sup> NATA endorsed test reports available

For the specification of the ACO Drain channel system selected, click: <http://www.acodrain.com.au/product-support>

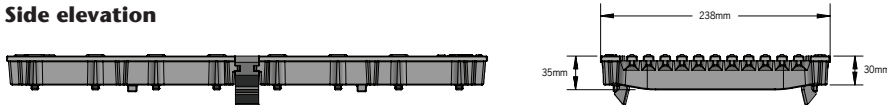
ACO Specification Information



**Plan view**

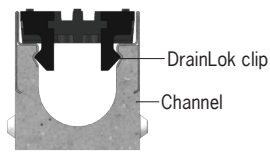


**Side elevation**



| Description   | Part No.                      | Length (mm) | Width (mm) | Weight (kg) |
|---|-------------------------------|-------------|------------|-------------|
| <b>DrainLok grate</b><br>Type 676D Iron Intercept Heelsafe® Anti-Slip<br>Grate removal tool | <b>142173</b><br><b>01318</b> | 500<br>-    | 238<br>-   | 10.0<br>0.1 |

**'DrainLok' locking mechanism**



ACO **DrainLok™** is a patented, boltless locking system that removes the need for bolts and bars and improves the hydraulic capacity of the channel. The **DrainLok™** mechanism simply clips into the channel edge rail for rapid installation. ACO **DrainLok™** grates are fitted with an anti-shunt mechanism that restricts unwanted grate movement when installed, improving durability and longevity of the system.

**ACO Pty Ltd**  
**Australia**  
Ph: 1300 765 226  
www.acodrain.com.au  
sales@acoaus.com.au



© August 2024 ACO Pty Ltd. All reasonable care has been taken in compiling the information in this document. All recommendations and suggestions on the use of ACO products are made without guarantee since the conditions of use are beyond the control of the company. It is the customer's responsibility to ensure that each product is fit for its intended purpose and that the actual conditions are suitable. ACO Pty Ltd. pursues a policy of continuous product development and reserves the right to amend specifications without notice.