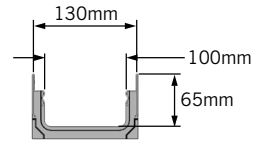
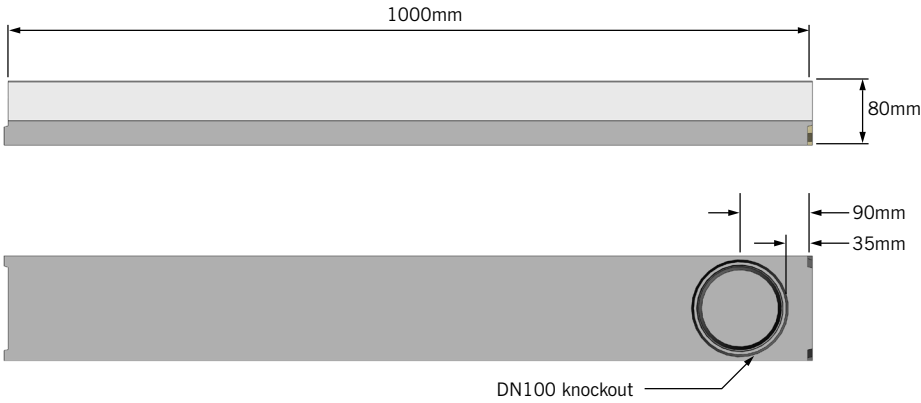
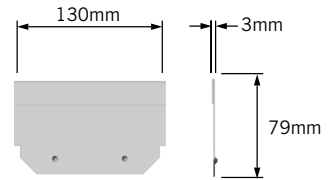




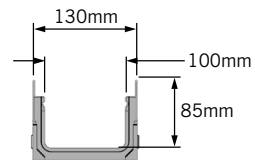
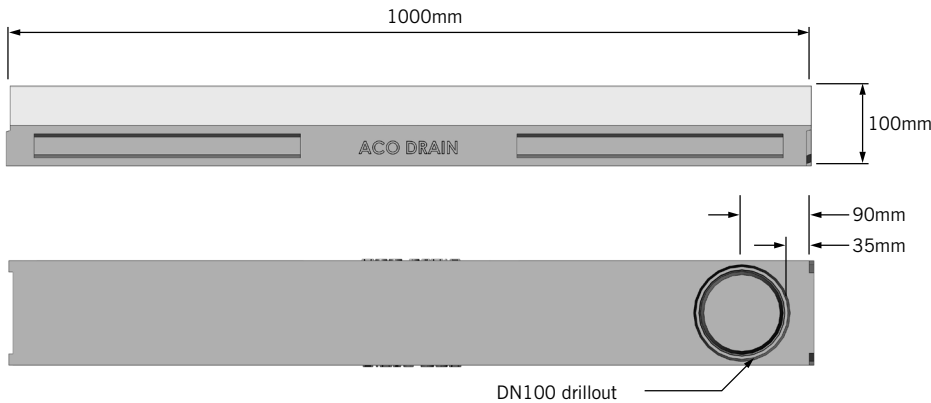
H100K-80 channel with galvanised steel edge rails
H100KS-80 channel with stainless steel edge rails



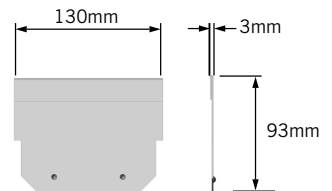
End Cap



H100K-100 channel with galvanised steel edge rails
H100KS-100 channel with stainless steel edge rails



End Cap



Outlet flow rates

Product	Outlet size	Invert Depth (mm)	L/s
H100K-80/H100KS-80	100mm round	65	5.8
H100K-100/H100KS-100	100mm round	85	6.6

Note: These are the pipe flow rates at the specified outlet, **NOT** channel flow rates.

ACO Specification Information





Description	Part No.	Invert ¹ (mm)	Weight (kg)
H100K-80 Neutral channel with galvanised steel edge rails - (1m)	141785	65	9.0
H100KS-80 Neutral channel with stainless steel edge rails - (1m)	141786	65	9.0
H100K-80/H100KS-80 End cap	141793	80 ²	0.5
H100K-100 Neutral channel with galvanised steel edge rails - (1m)	141787	85	12.5
H100KS-100 Neutral channel with stainless steel edge rails - (1m)	141788	85	12.5
H100K-100/H100KS-100 End cap	141794	100 ²	0.6
Debris strainer for 100mm knockout	93488	-	0.1
Grate removal tool	01318	-	0.1
QuickLok bar	02899	-	0.1

Notes:

1. To calculate overall channel depth add 15mm to invert depth.
2. Overall depth of end caps.

Specifications			
General	The surface drainage system shall be ACO's SlabDrain H100K/H100KS* polymer concrete shallow channel system with galvanised/stainless* steel edge rails as manufactured by ACO.	Flexural Strength:	26 MPa
Materials	H100K/H100KS* channels shall be manufactured from polyester resin polymer concrete with integrally cast-in galvanised/stainless* steel edge rails. Properties of polymer concrete will be as follows with supporting documentation:	Tensile Strength:	14 MPa
Compressive Strength:	98 MPa	Water Absorption:	0.07%
		Frost Proof:	YES
		Coefficient of Expansion/Contraction:	2.02x10 ⁻⁵ /°C
		Water Vapour Transmission:	0.0364g/m ²
		Non Flammable:	YES
		Roughness (Mannings):	n=0.011
		Resistant to Weathering:	YES
		Dilute Acid and Alkali Resistant:	YES
		SF Sealant Groove:	YES
		Channels	
		H100K/H100KS* channel shall be 100mm nominal internal width with an overall width of 130mm. Channels shall have an overall depth	
			of 80mm/100mm* for use in areas with depth restrictions. All channels shall be interlocking with a male/female joint.
			Grates
			<i>Insert specification for the selected grate. Refer to the relevant ACO Specification Information sheet, click: http://www.acodrain.com.au/resources</i>
			Installation
			The complete drainage system shall be by ACO and to be installed for its intended purpose. Any deviation or partial use of the specified system and/or improper installation will void all warranties provided by ACO.
			*delete as appropriate

ACO Polycrete Pty Ltd Australia

Ph: 1300 765 226
www.acodrain.com.au
sales@acoaus.com.au

ACO Limited New Zealand

Ph: 0800 448 080
www.acodrain.co.nz
sales@aconz.co.nz



© February, 2014 ACO Polycrete Pty Ltd. All reasonable care has been taken in compiling the information in this document. All recommendations and suggestions on the use of ACO products are made without guarantee since the conditions of use are beyond the control of the company. It is the customer's responsibility to ensure that each product is fit for its intended purpose and that the actual conditions are suitable. ACO Polycrete Pty Ltd. pursues a policy of continuous product development and reserves the right to amend specifications without notice.